



ಬೃಹತ್ ಬೆಂಗಳೂರು ಮಹಾನಗರ ಪಾಲಿಕೆ
Bruhat Bengaluru Mahanagara Palike



BBMP COVID-19 WAR ROOM 05.01.2022



ABSTRACT OF COVID-19 CASES IN BENGALURU


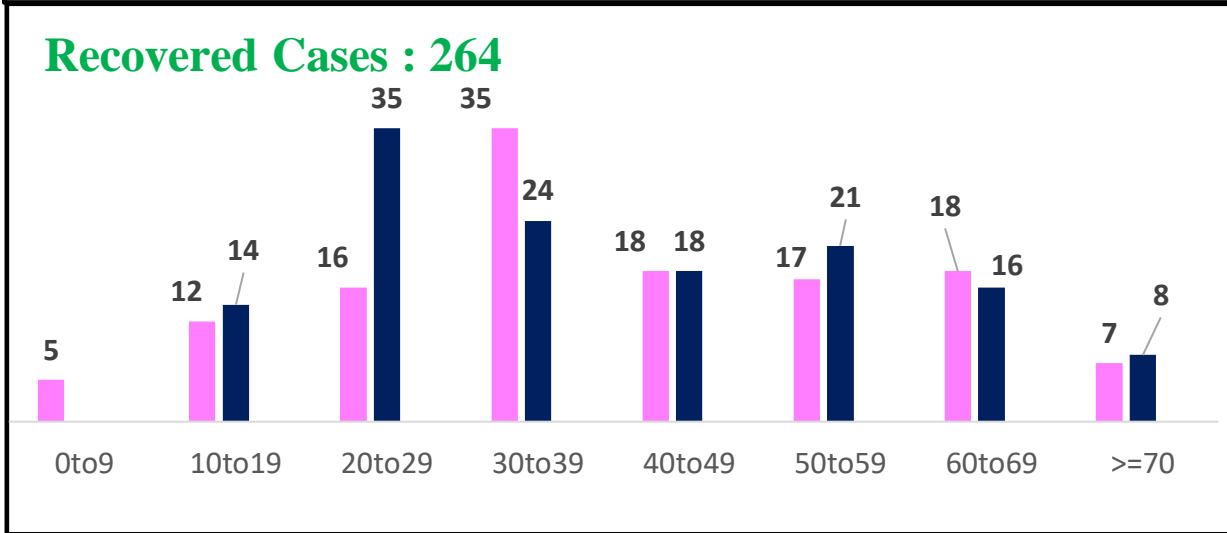
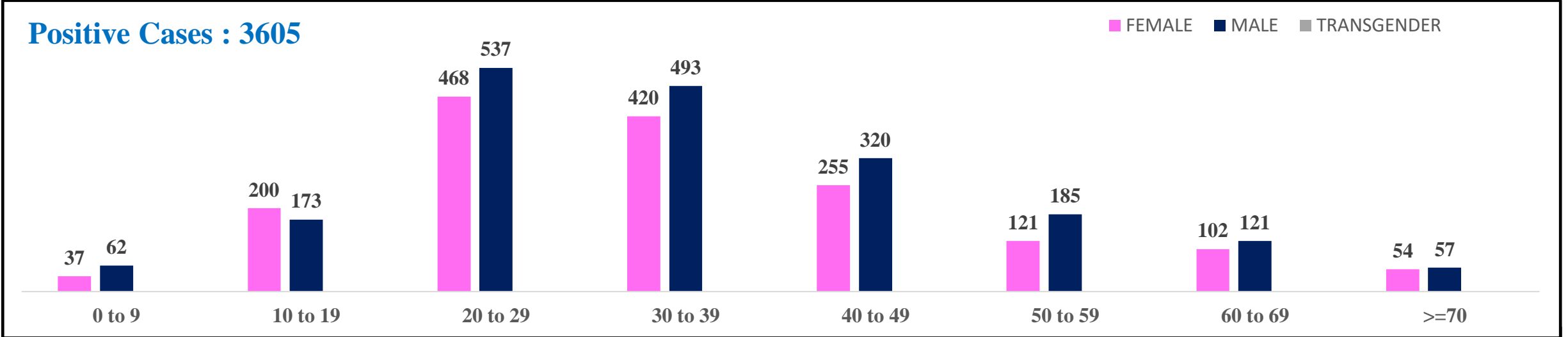


	MALE	FEMALE	TRANSGENDER	MALE	FEMALE	TRANSGENDER	TOTAL	
	Last 24 Hours	Last 24 Hours	Last 24 Hours	Cumulative	Cumulative	Cumulative	Last 24 Hours	Cumulative
Positive Cases	1,948	1,657	0	7,58,761	5,13,134	155	3,605	12,72,050
Recovered Cases	136	128	0	7,40,841	4,99,884	149	264	12,40,874
Death Cases	0	2	0	10,388	6,022	4	2*	16,414
Total Tests Done	In Last 24 hrs : 78,933			Cumulative : 2,41,91,534				
ACTIVE CASES					14,762			

*Covid deaths occurred today : 01 | Covid deaths occurred beyond last 72 hrs., reported today : 01



LAST 24 HOURS AGE GROUP AND GENDER WISE DISTRIBUTION





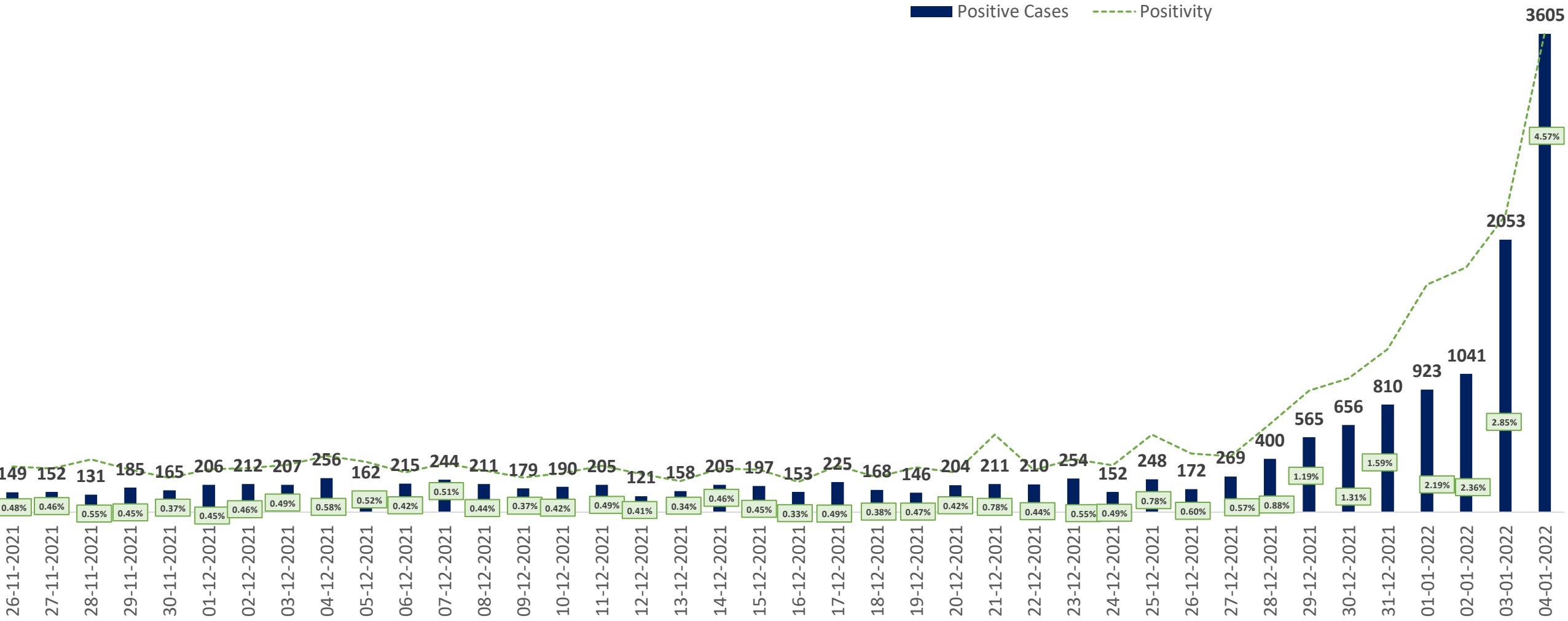
SNAPSHOT OF BENGALURU COVID-19 CASES IN LAST 8 WEEKS



	10-11-2021 To 16-11-2021	17-11-2021 To 23-11-2021	24-11-2021 To 30-11-2021	01-12-2021 To 07-12-2021	08-12-2021 To 14-12-2021	15-12-2021 To 21-12-2021	22-12-2021 To 28-12-2021	29-12-2021 To 04-01-2022
Total Positive Cases	1,110	977	1,177	1,502	1,269	1,304	1,705	9,653
Total Recovered Cases	1,554	1,960	1,357	976	1,116	1,128	1,043	1,258
Total Death Cases	13	10	12	16	18	6	14	21
Case Fatality Rate	1.17%	1.02%	1.02%	1.07%	1.42%	0.46%	0.82%	0.22%
Total Tests Conducted	2,75,866	2,19,289	2,36,097	3,06,970	3,03,009	2,86,093	2,77,131	3,85,806
Positivity Rate	0.40%	0.45%	0.50%	0.49%	0.42%	0.46%	0.62%	2.50%

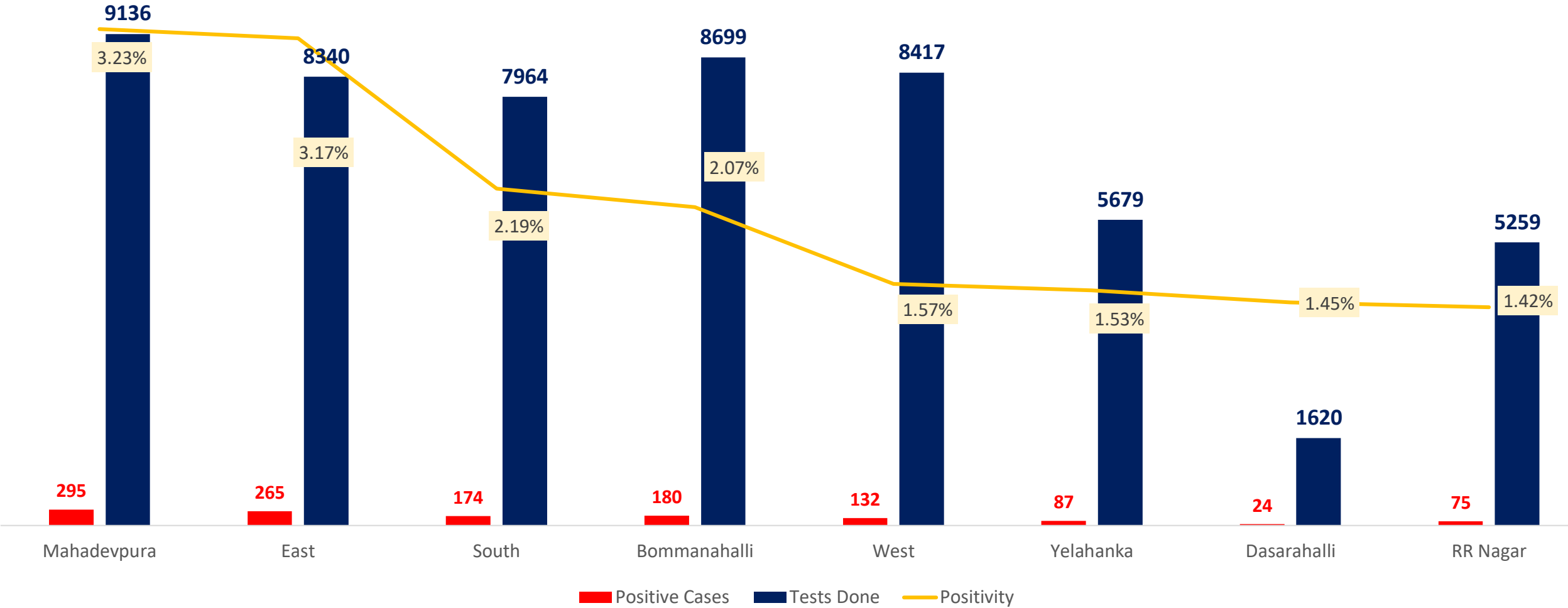


POSITIVITY RATE OF BENGALURU – LAST 40 DAYS



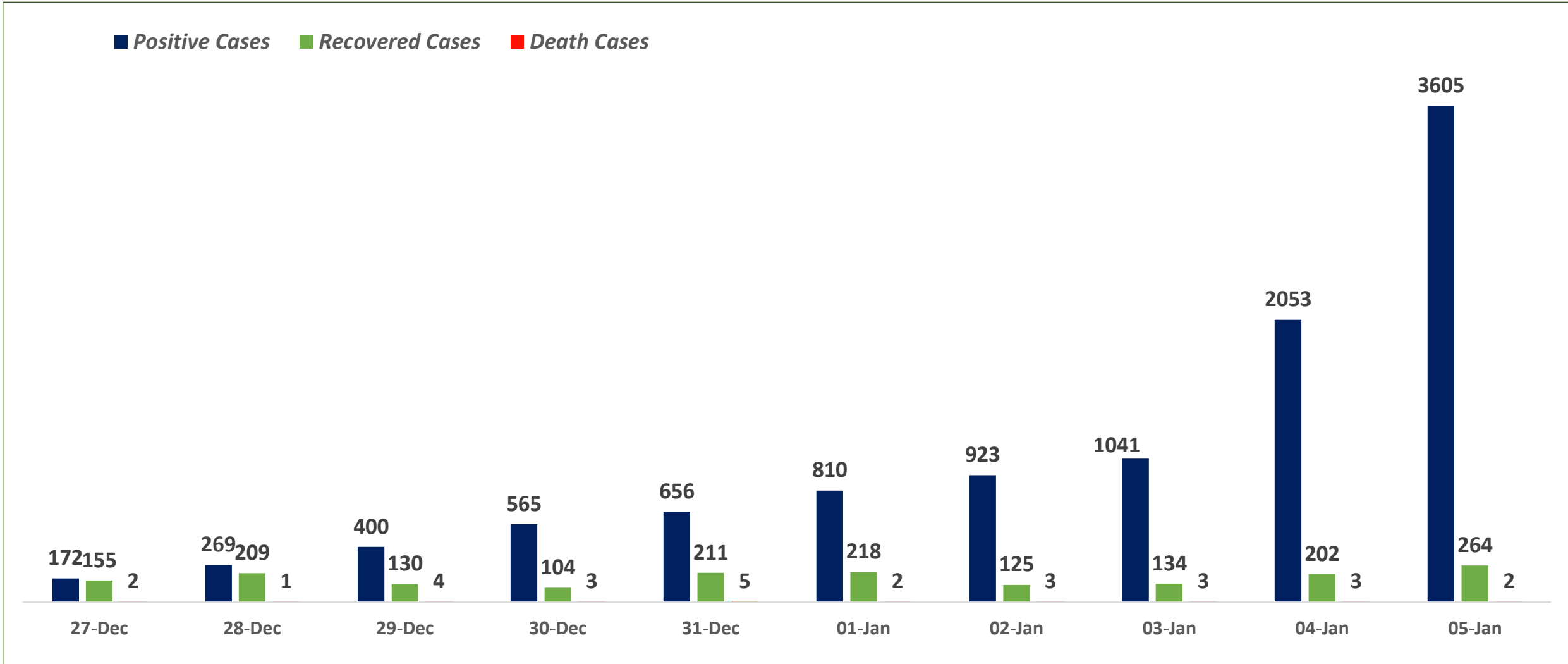


ZONE WISE AVERAGE POSITIVITY TREND FOR LAST 7 DAYS





SNAPSHOT OF POSITIVE, RECOVERED AND DEATH CASES OVER LAST 10 DAYS ACROSS BBMP ZONES

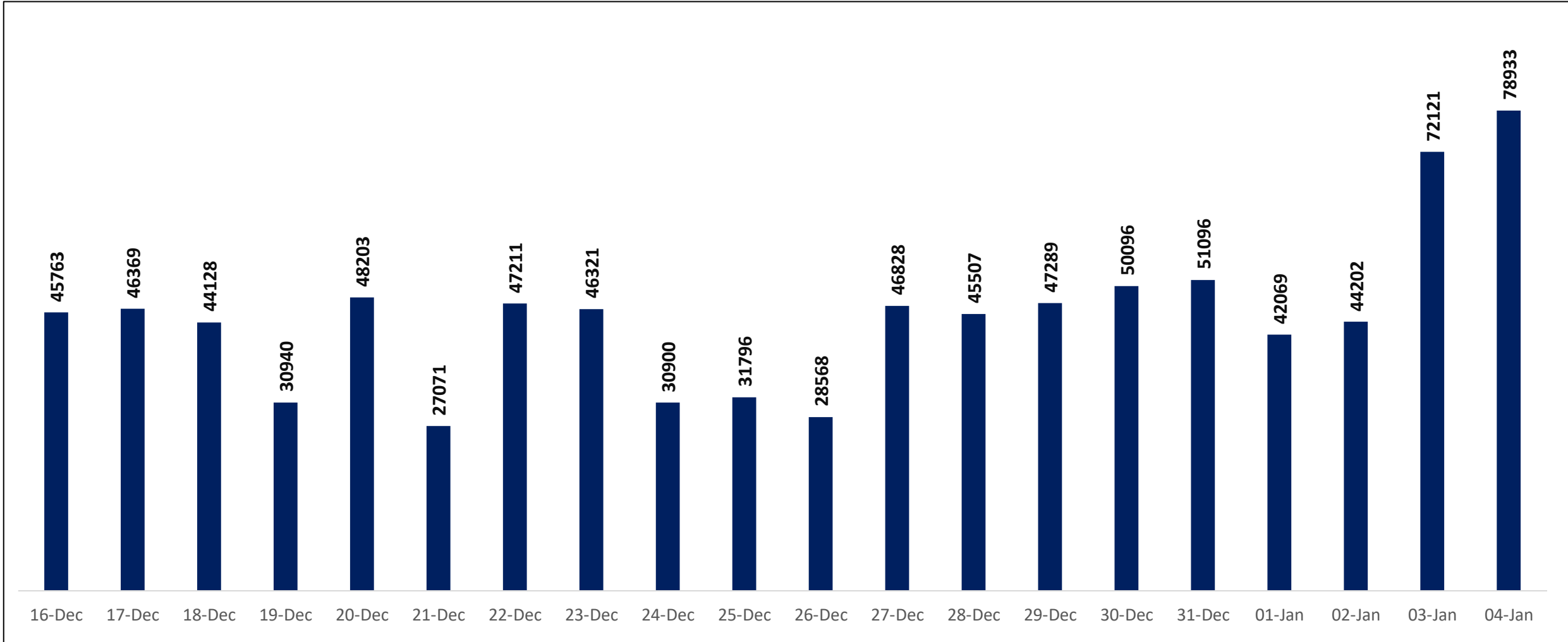




TESTING TRENDS IN BENGALURU

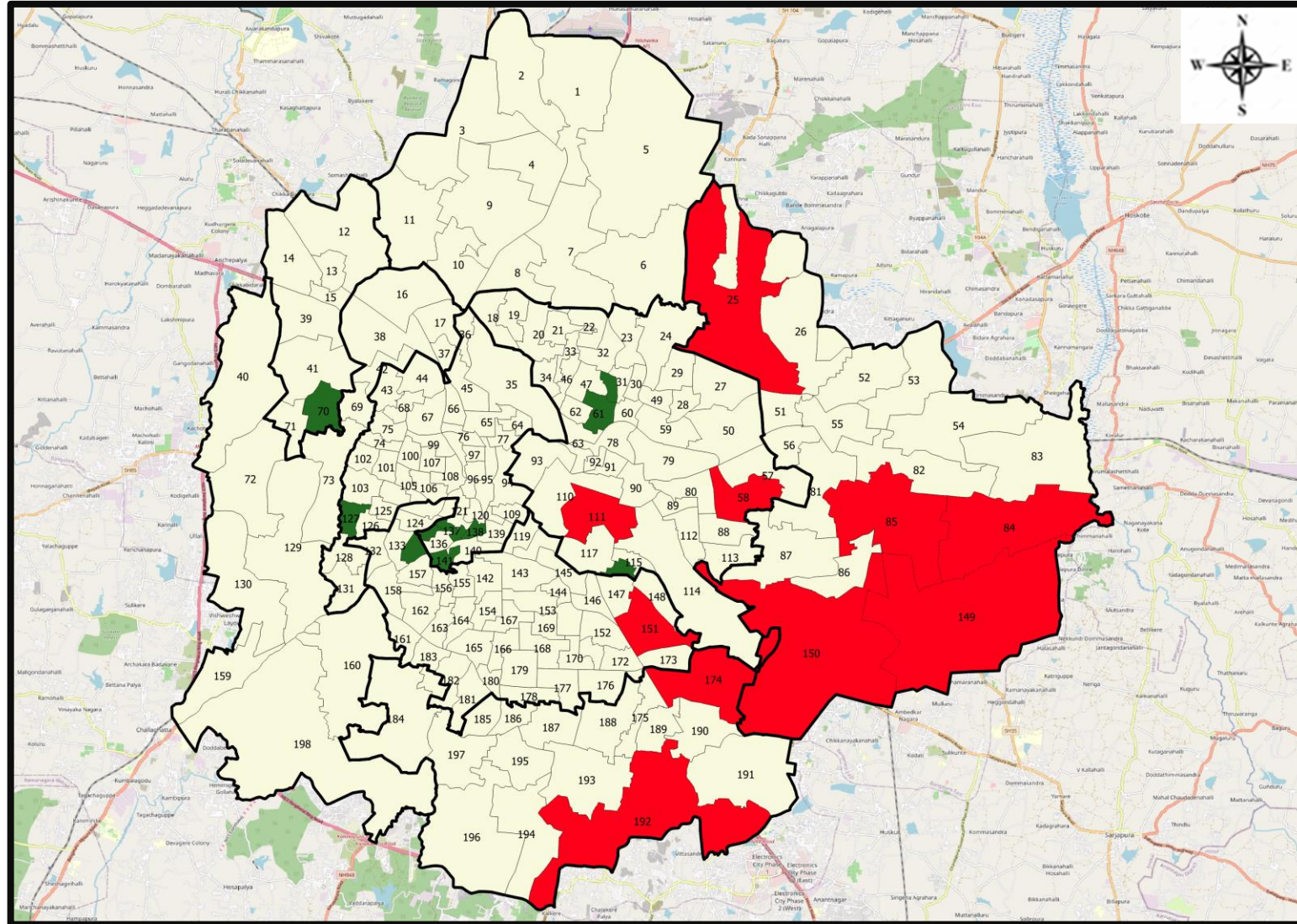


Total Test Conducted Till Date	Test Conducted Last 24 hours
2,41,91,534	78,933





BENGALURU URBAN MAP SHOWING TREND OF POSITIVE CASES IN LAST 10 DAYS



Top 10 wards reporting highest number of positive cases in last 10 days

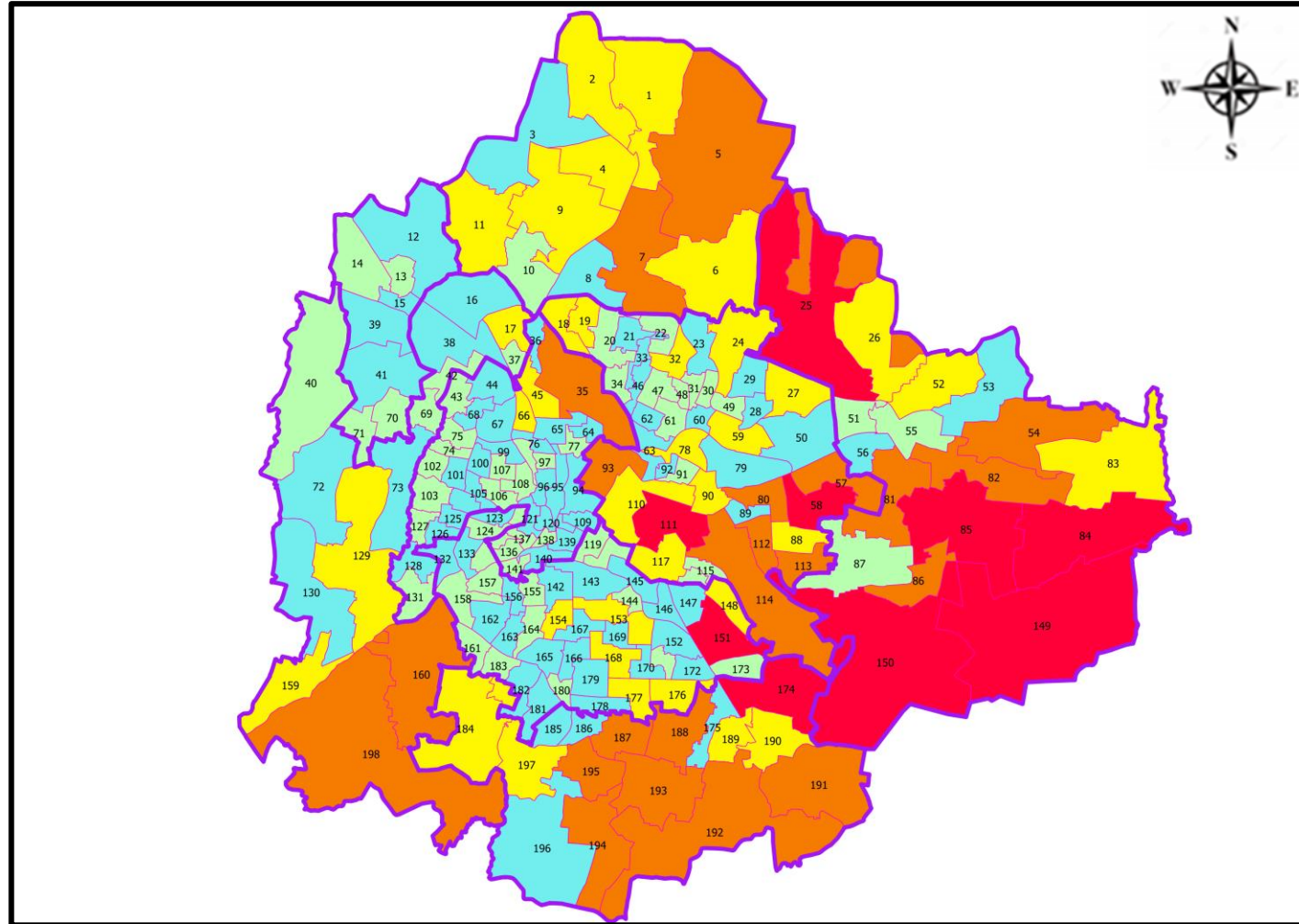
Ward No.	Ward Name	Daily Cases Average
150	Bellanduru	41
85	Dodda Nekkundi	17
84	Hagadur	17
174	HSR Layout	13
149	Varthuru	12
151	Koramangala	12
58	New Tippasandra	11
25	Horamavu	10
111	Shantala Nagar	10
192	Begur	10







Top 10 wards reporting least number of positive cases in last 10 days

Ward No.	Ward Name	Daily Cases Average
70	Rajagopal Nagara	0
48	Muneshwara Nagar	0
138	Chalavadipalya	0
135	Padarayanapura	0
134	Bapuji Nagar	0
127	Mudalapalya	0
116	Nilasandra	0
61	S K Garden	0
141	Azad Nagar	0
137	Rayapura	0



BENGALURU MAP SHOWING INTENSITY OF POSITIVE CASES IN LAST 10 DAYS



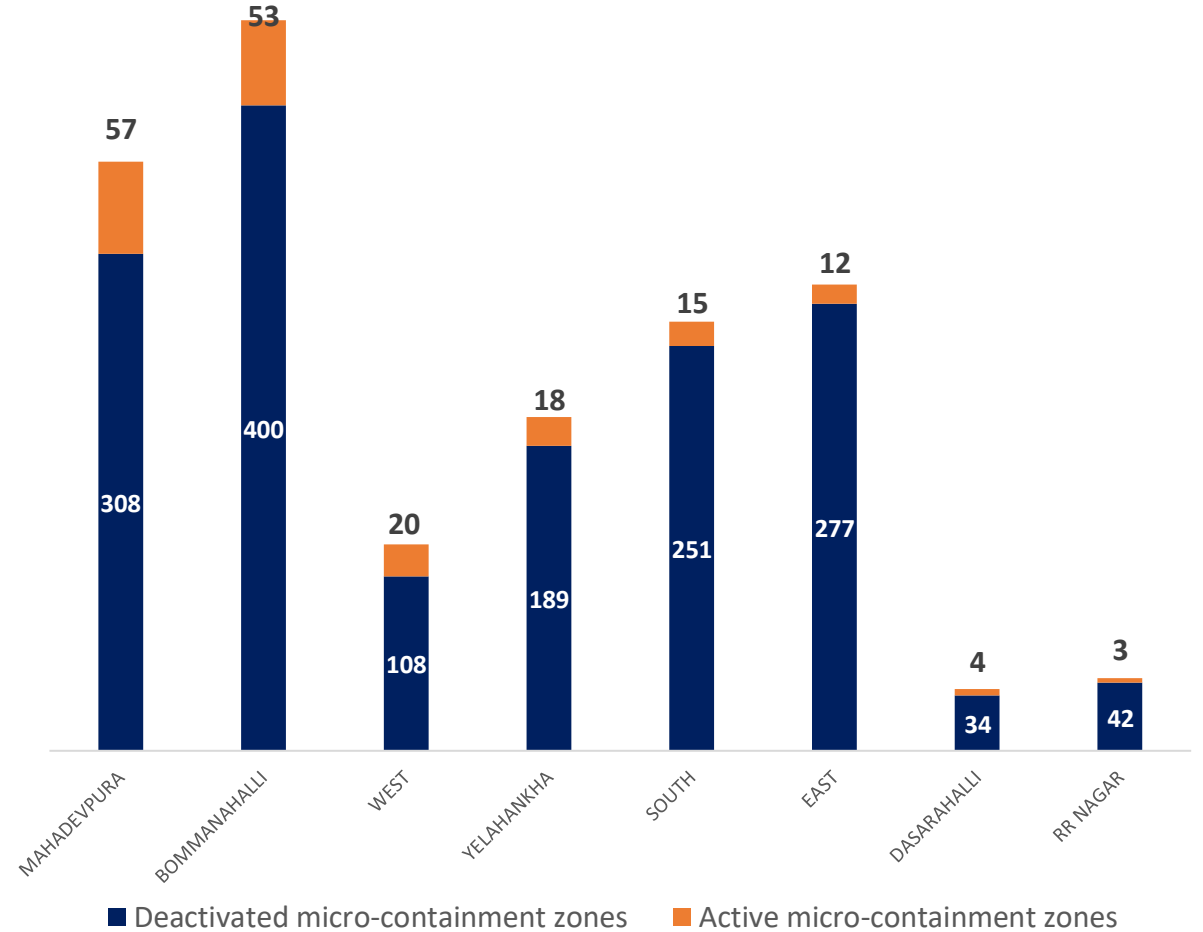
-  **Level 1 : 0 to 10 Cases**
-  **Level 2 : 10 to 25 Cases**
-  **Level 3 : 25 to 50 Cases**
-  **Level 4 : 50 to 100 Cases**
-  **Level 5 : Above 100 Cases**
-  **Zone Boundaries**



CONTAINMENT ZONE DETAILS



ZONE	TOTAL DECLARED	TOTAL DEACTIVATED	TOTAL ACTIVE
MAHADEVPURA	365	308	57
BOMMANAHALLI	453	400	53
WEST	128	108	20
YELAHANKHA	207	189	18
SOUTH	266	251	15
EAST	289	277	12
DASARAHALLI	38	34	4
RR NAGAR	45	42	3
TOTAL	1791	1609	182





COVID BED STATUS AS ON 05.01.2022

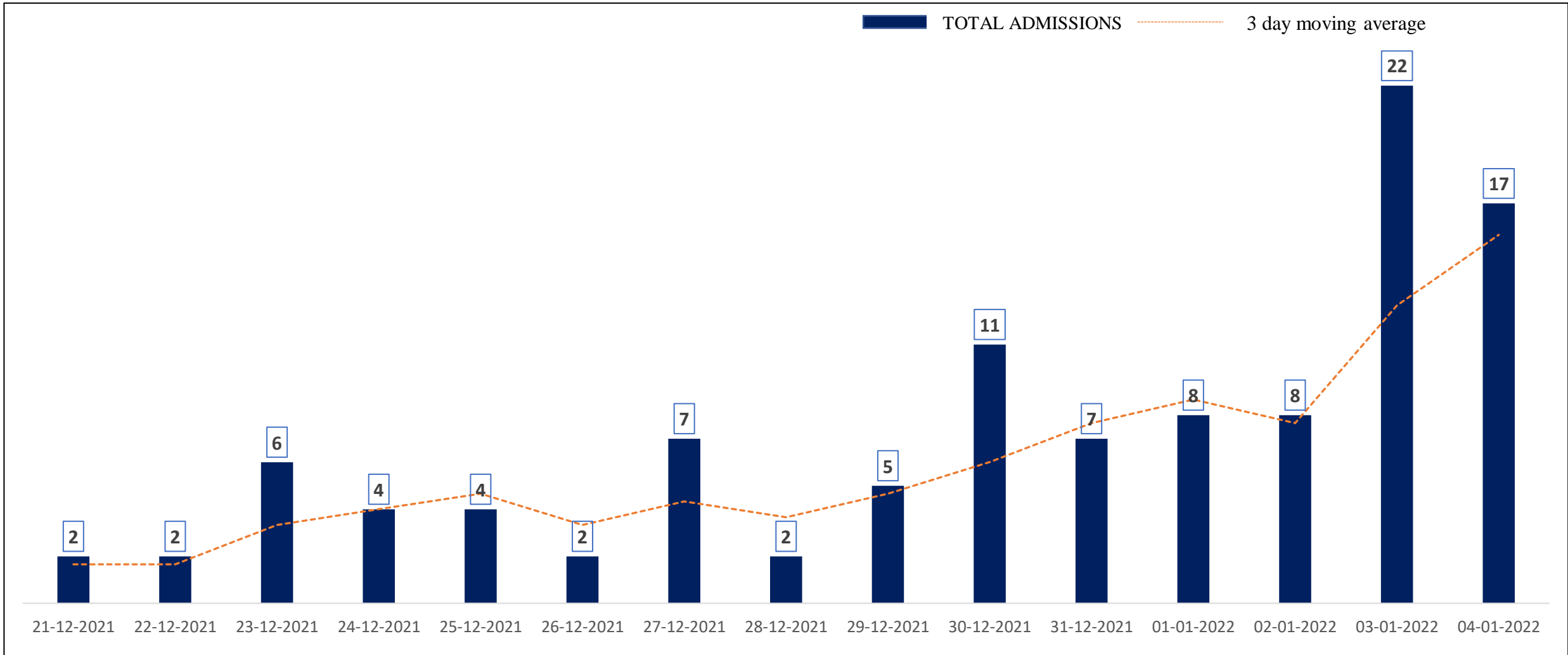


SR. NO.	Facility Type	No. of Hospital	Total Allocated Beds for C+ Patients					Occupied Beds for C+ Patients					Net Available Beds for C+ Patients				
			Gen Beds	HDU	ICU Beds	ICU-V	Total	Gen Beds	HDU	ICU Beds	ICU-V	Total	Gen Beds	HDU	ICU Beds	ICU-V	Total
1	Government Medical Colleges	4	20	621	53	76	770	0	32	2	1	35	20	589	51	75	735
2	Government Hospitals	16	664	210	61	131	1,066	13	22	4	1	40	651	188	57	130	1,026
3	Covid Care Centres	2	90					16					74				
Total Beds		22	774	831	114	207	1,926	29	54	6	2	91	745	777	108	205	1,835

* Status as on 05.01.2022 – 5:45 PM



HOSPITAL & CCC ADMISSIONS LAST 15 DAYS TREND



* Only Government Quota Admissions through CHBMS considered

* Only Fresh Admissions considered

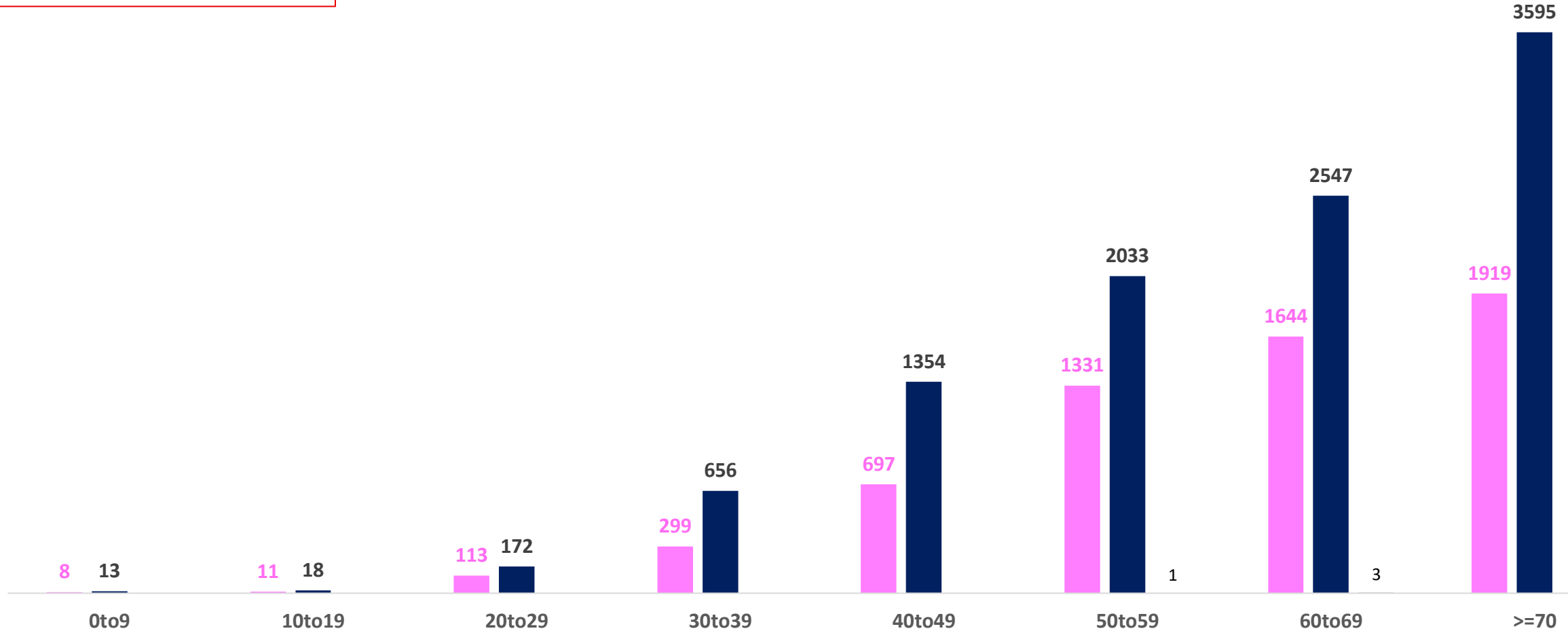


AGE AND GENDER WISE DISTRIBUTION OF DEATH CASES



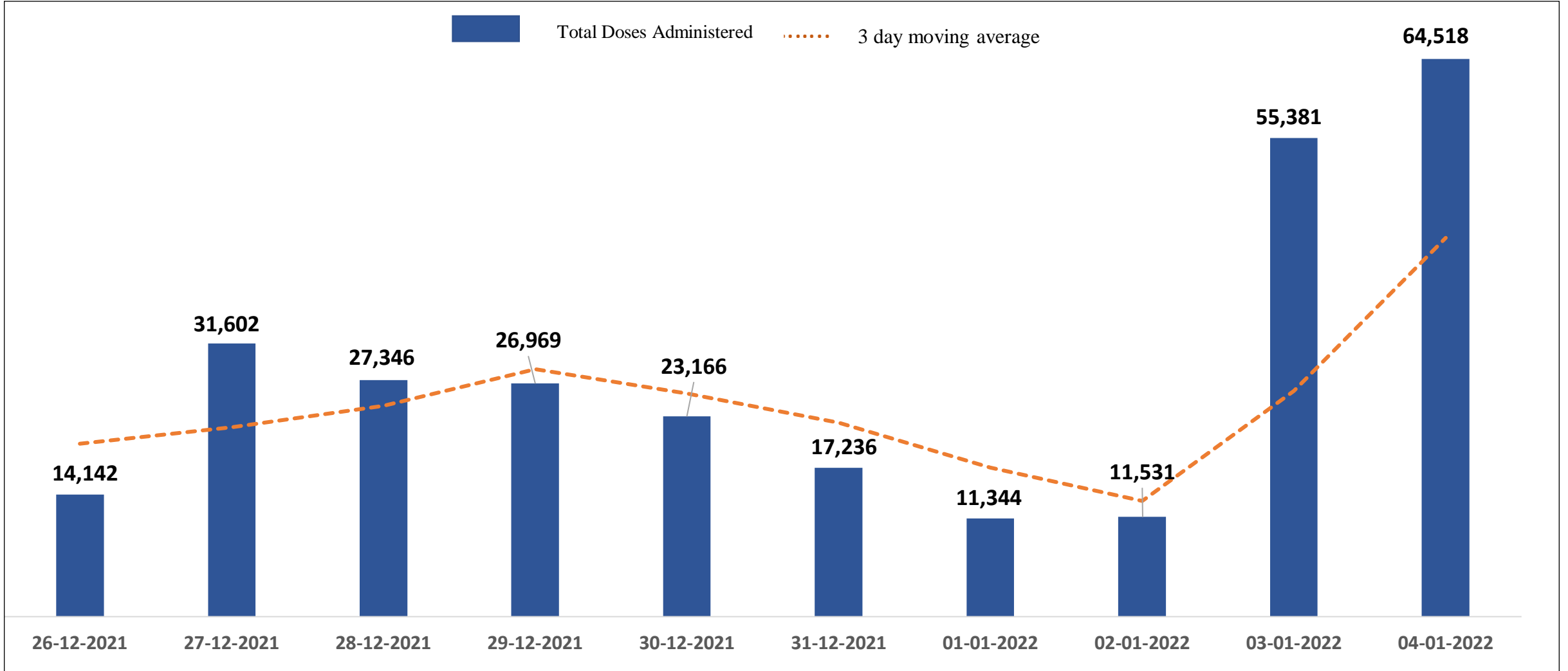
Death Cases: 16,414

Female Male Transgender



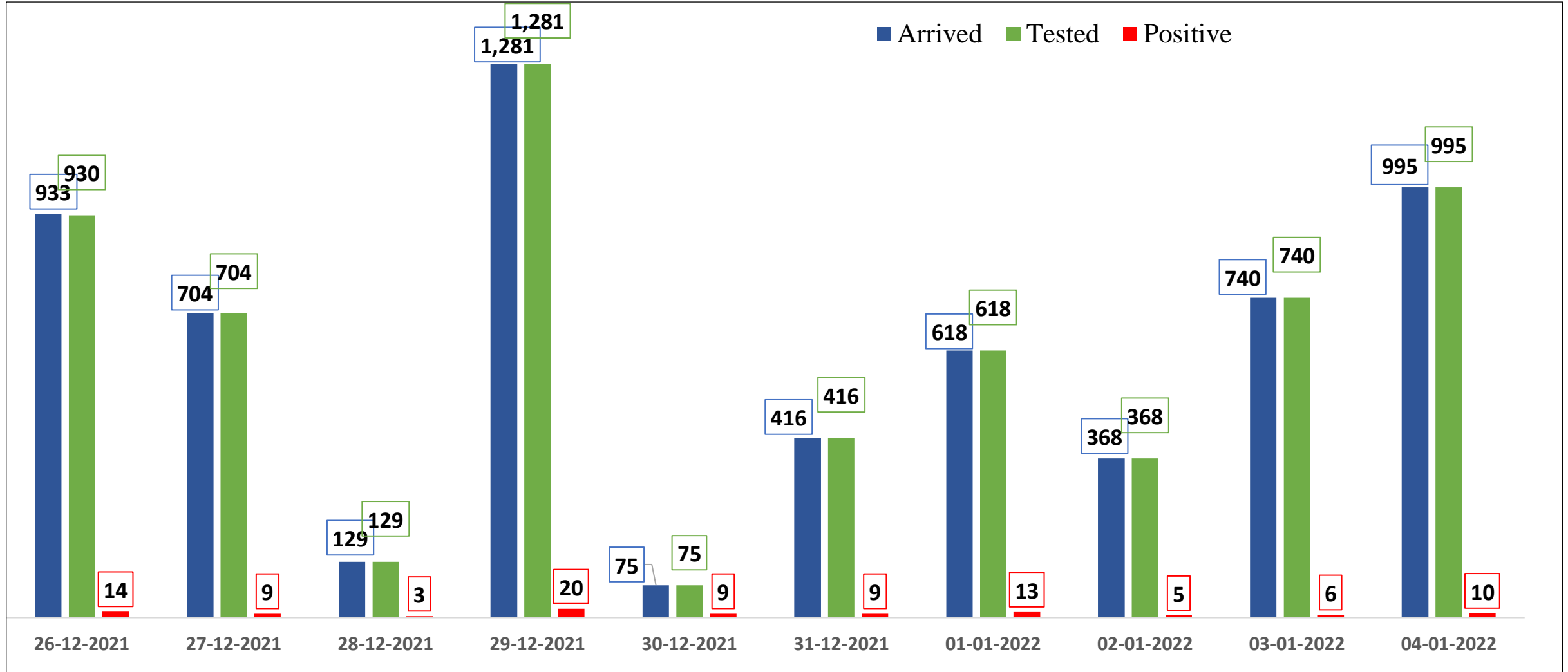


TOTAL VACCINE DOSES ADMINISTERED IN LAST 10 DAYS





INTERNATIONAL TRAVELLERS SURVEILLANCE IN LAST 10 DAYS

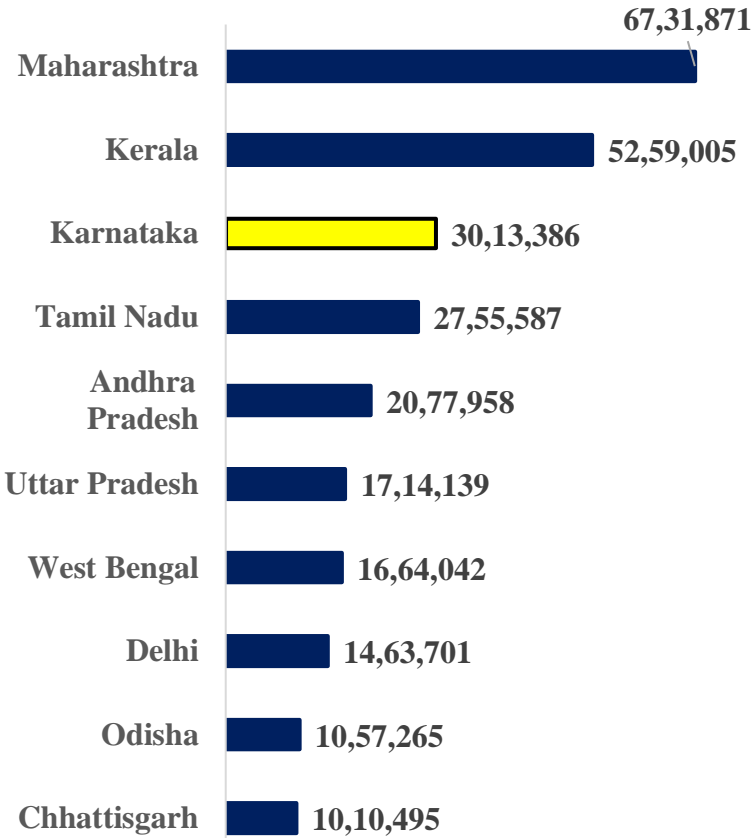




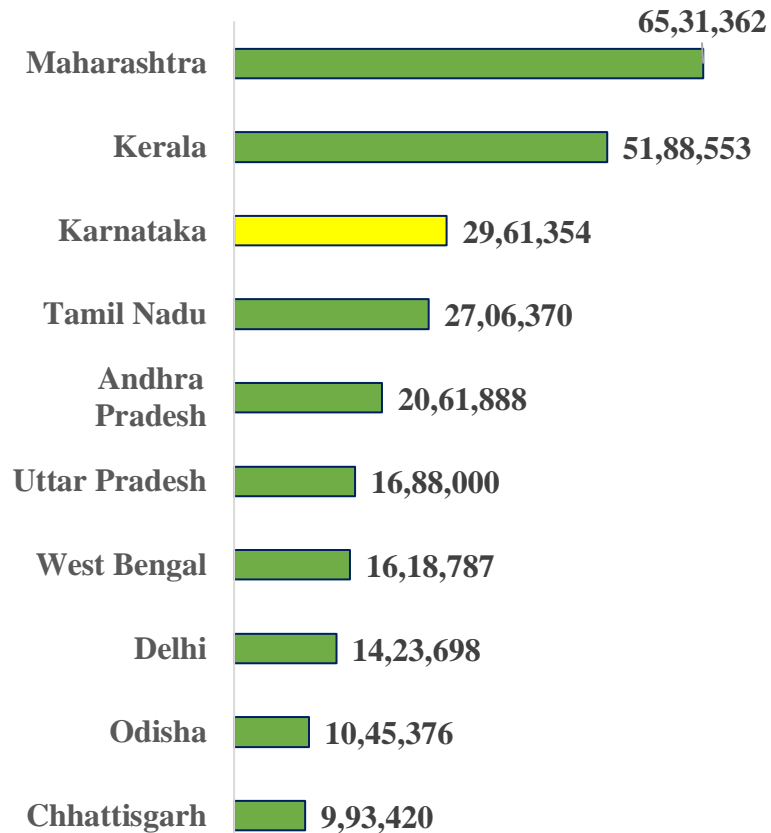
TOP 10 COVID19 AFFECTED INDIAN STATES



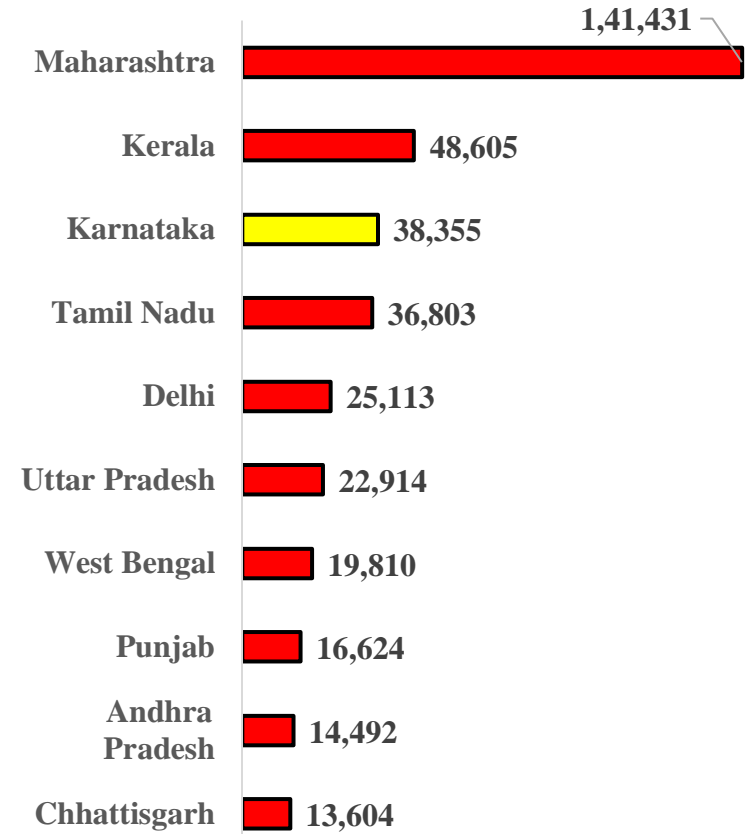
Total Positive Cases



Total Recovered Cases



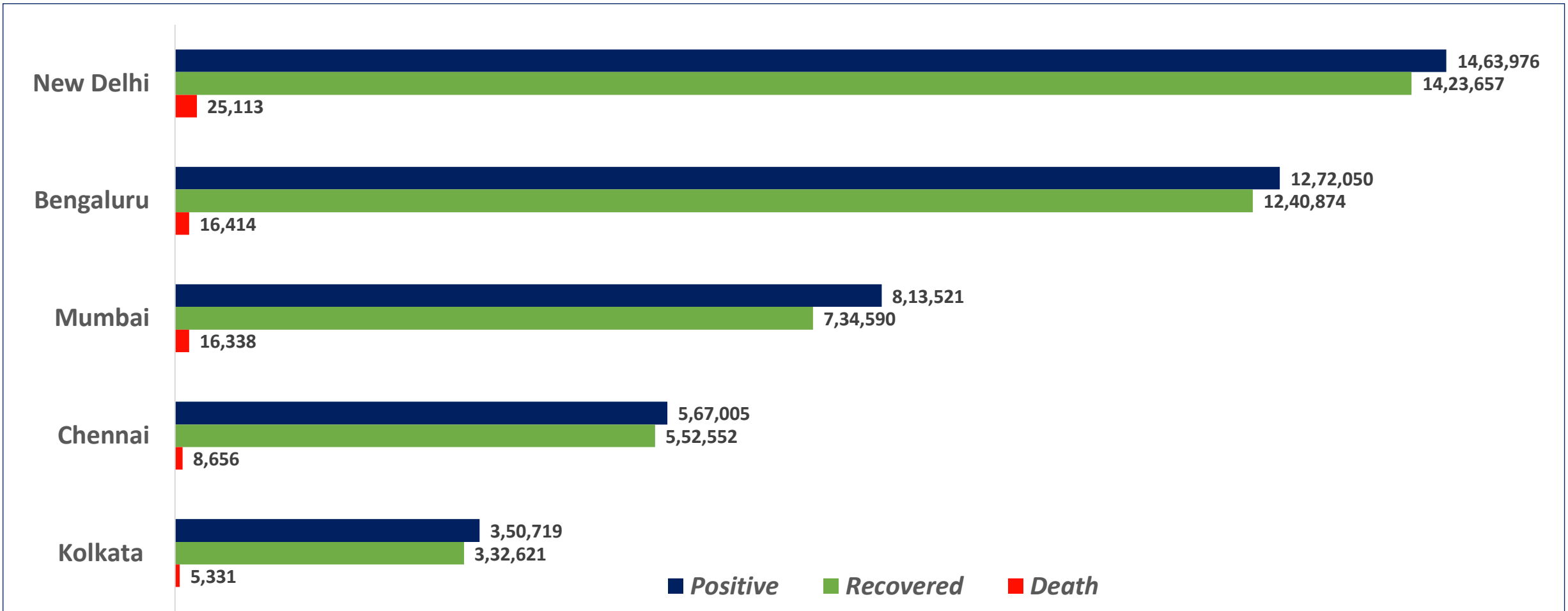
Total Death Cases



Source : <https://www.covid19tracker.in/> / at 5:00 pm (05.01.2022)



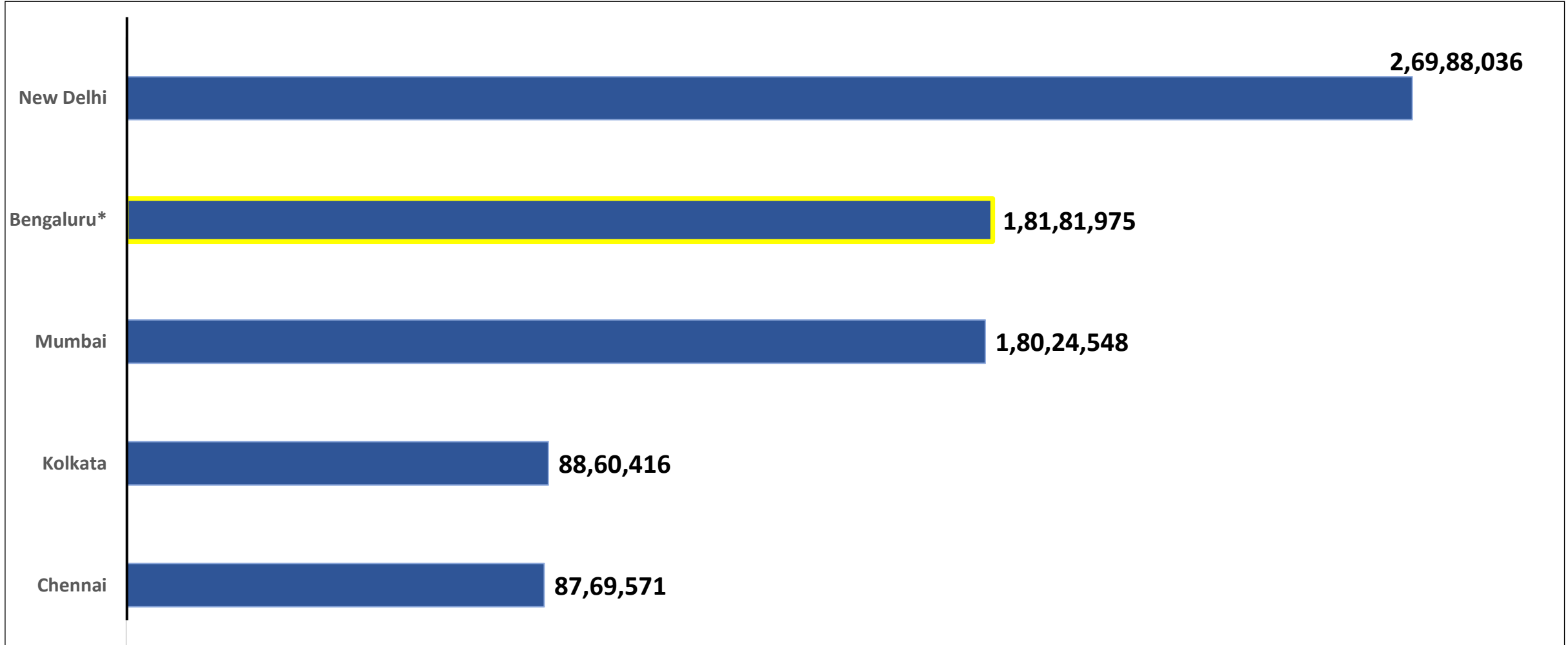
BENGALURU AND OTHER METROPOLITIAN CITIES



Source : <https://www.covid19tracker.in/> at 5:00 pm (05.01.2022)



VACCINE DOSES ADMINISTERED IN BENGALURU AND OTHER METROPOLITAN CITIES



Source : <https://dashboard.cowin.gov.in/> at 5:00 pm (05.01.2022)

*includes BBMP & Bengaluru Urban



SNAPSHOT OF COVID-19 CASES IN BENGALURU URBAN



**Total Wards With
< =10 Cases* :
57**

**Tests Conducted
On 04.01.2022:
78,933**

**Recovery
Rate:
97.55%**

**Total
Active Cases :
14,762**

**Total Vaccinated on
04.01.2022:
64,518**



**Positivity
Rate* :
2.50%**

**Active
Rate:
1.16%**

**Case
Fatality Rate* :
0.22%**

*Total positive cases In the past 10 days

*CFR and positivity is for Past 7 days

Download BBMP Bulletin	https://apps.bbmpgov.in/covid19/mediabulletin.php
For BBMPCovid19 Bed Status:	https://apps.bbmpgov.in/covid19/en/Bedstatus.php
To register for vaccination :	https://selfregistration.cowin.gov.in/
BBMP COVID19 Dashboard:	https://apps.bbmpgov.in/covid19/
Follow us on:	 www.facebook.com/bbmp.comm1/
	 twitter.com/BBMPCOMM

Issued by:

Honorable Chief Commissioner, BBMP
Special Commissioner Health & IT, BBMP
MD, Bengaluru Smart City Limited

THANK YOU !



COVAXIN VACCINATION DRIVE FOR CHILDREN IN THE AGE GROUP OF 15-18 YEARS STATEWIDE FROM JANUARY 3, 2022

Children born in the year 2007 or before will be vaccinated in their respective schools/colleges or at any nearby COVID-19 Vaccination site.

Mobile numbers of Children's parents/ care takers / school teachers or Headmasters will be used for vaccination of the children.

Vaccine will be given free of cost to these children at all Government COVID-19 Vaccination sites.

Registration on **COWIN** portal will be done using School Identity card or Aadhaar card at the Vaccination site.

Dr. K. Sathishan, Hon'ble Minister for Health and Family Welfare, GovK, receiving the **India Today Healthgiri Award** from Sri Mansukh Mandaviya, Hon'ble Union Minister for Health and Family Welfare.

As is enshrined in our Constitution, to value and preserve the rich heritage of our composite culture is the fundamental duty of every citizen of the country

Department of Information and Public Relations

